



HSBCO www.hsbc.co.ir

# Electric Bolt Series

CR-801/802/803/804

CR-805/806/807/808



**Ultralow Temperature and Low Power Consumption**  
**Beautiful Appearance and Good Safety**



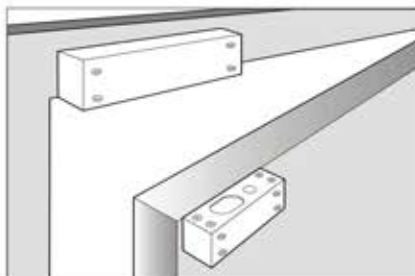
## ※ Product Overview

Electric Bolt lock is kind of electric control locks, it works by means of extending or retracting the lock bolt with electric current. The VIANS Electric Bolt lock use the microprocessor chip to control electric circuit, so it decreases the power consumption and really has the ultralow temperature function. After 500000 times of test, we can assure our locks are more stable, more environmentally friendly and durable. Electric Bolt lock is designed mainly for glass door, wooden door and metal door, it is suitable for bidirectional door and sliding door, becomes the best choice of access control automation management.

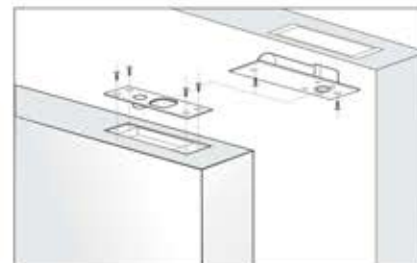
## ※ Advantage of the products

- ◆ Photoelectric control technology, prevent mechanical failure.
- ◆ Ultra-low temperature design, Safer and more durable.
- ◆ More than 500 000 working times.
- ◆ Ultra-low-power design, More durable and more environmentally friendly.
- ◆ Built-in reverse current and prevention device (MOV).
- ◆ High strength aluminum alloy lock body, stainless steel lock bolt.
- ◆ Products pass the EU CE and china MA qualified certification.
- ◆ Intelligent single chip configuration, three types current application.

## ※ Installation drawing



Exposed Installation



Embedded Installation

## ※ Product Parameters

Model	CR-801	CR-801T	CR-802S	CR-802ST	CR-803ST
Product Type	Standard Electric Bolt lock		Electric Bolt lock with the signal output		Intelligent Electric Bolt lock
Product Image					
Lock Size	205Lx35Wx40H(mm)				
Strike	90Lx25Wx2H(mm)				
Input Voltage	DC12V±10%				
Start Current	950mA	950mA	950mA	950mA	950mA
Working Current	110mA	110mA	110mA	110mA	110mA
Door Type Applicable	Wooden door , Glass door ,Metal door , Fireproof door				
Time Delay	No	Yes	No	Yes	Yes
Signal output	No	No	Yes	Yes	Yes
Security Type	Locked when energized				
Weight	0.72KG	0.72KG	0.72KG	0.72KG	0.72KG

Model	CR-805ST	CR-806ST	CR-807ST	CR-808ST	CR-809ST
Product Type	Automatic door Electric Bolt lock	Narrow panel Electric Bolt lock(short panel)	Narrow panel Electric Bolt lock(Long Panel)	Fail safe electric bolt is for fully frameless glass door	Electric Bolt lock with keys
Product Image					
Lock Size	205x35x40(mm)	148. 5x24. 5x39(mm)	200x28x39(mm)	148x43x39(mm)	260x35x48(mm)
Strike	90x25x2(mm)	148. 5x24. 5x20(mm)	90x25x2(mm)	148x43x25(mm)	100x25x3(mm)
Input Voltage	DC12V±10%				
Start Current	950mA	950mA	950mA	950mA	950mA
Working Current	110mA	80mA	80mA	80mA	140mA
Door Type Applicable	Wooden door, Glass door, Metal door, Fireproof door				
Time Delay	Yes	Yes	Yes	Yes	Yes
Signal output	Yes	Yes	Yes	Yes	Yes
Security Type	Locked when energized				Unlocked when energized
Weight	0.72KG	0.86KG	0.72KG	1.6KG	1.6KG

\* Weight and Size are Only Approximation and May be Modified Without Prior Notification.



**Note: Please carefully read User Manual before usage**  
 For detailed specification and functions, please refer to User Manual; in case of inconsistency, the content in User Manual should be kept.  
 All data and info in the catalog are carefully checked, any mistake resulted from printing and translation can be disregarded.  
 CONTRONIX reserves the authority of explanation for its products.





**HSBCO** www.hsbc.co.ir  
**Electric Strike Series**

**CR-700/701/702/703/704**

**CR-705/706/707/708/709**



**Compact and Easy Installation**

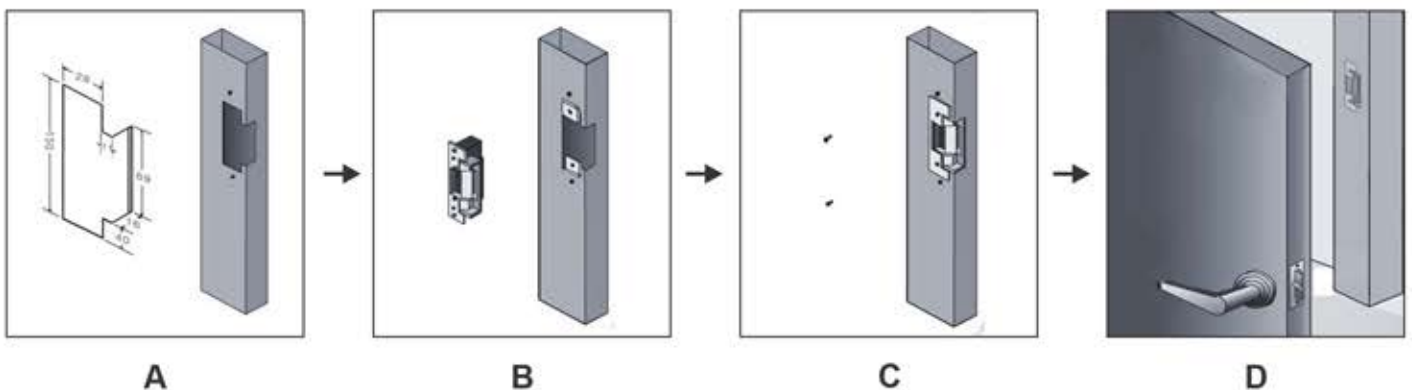
※ **Product Overview**

The electric strike has the similar working principle as the electric bolt lock, it must work with the mechanical lock, so the range of application is small. And it is often used for ordinary wooden door, with the notch of strike sucking the bolt of door, it can lock or open the door. By embedded installing, our products looks excellent. The electromagnetic part is made of high quality magnetic material and adopted specially technology processing, thereby there is no residual magnetism after long time working, then can prove the normal use of the strikes. Moreover, our strikes can support the door with 90 degree opened. At last, with hardness stainless steel material, our strike can bear 500kg impact pressure.

※ **Advantage of the products**

- ◆ Bear 500kg impact pressure.
- ◆ Special design, the distance of bolt can be adjusted.
- ◆ It is especially suitable for the metal frame, by trepanning, the strike can directly install.
- ◆ Testing to 1000000 cycles.
- ◆ Products pass the EU CE and china MA certification.
- ◆ The surface is treated with high temperature baking varnish, and it is durable and beautiful.

※ **Installation drawing**



## ※ Product Parameters

Model	CR-700	CR-700S	CR-701	CR-702	CR-702S	CR-704
Product Type	Standard electric strike		Short panel electric strike	American standard electric strike (short panel)		Long panel electric strike
Product Image						
Lock Size	150x40x28(mm)	150x40x34(mm)	160x25x28(mm)	124x32x33(mm)		250x25x28(mm)
Holding Strength	500KG					
Lock structure	Stainless Steel					
Input Voltage	DC12V±10%					
Working Current	200mA	200mA	200mA	320mA	320mA	200mA
Suitable Temperature	-10~+55℃ (14-131F)					
Door Type Applicable	Wooden Door, Metal Door, PVC Door					
Signal Output	No	Yes	No	No	Yes	No
Security Type	Lock When Power off( Standard), Unlock When Power off(Customizable)					
Weight	0.3KG	0.4KG	0.4KG	0.34KG	0.35KG	0.4KG

Model	CR-703	CR-703S	CR-705	CR-706	CR-707	CR-708
Product Type	American Standard Electric Strike ( Long Panel)		Long Type European Electric Strike	European Narrow-type and Adjustable Electric Strike	Adjustable Electric Strike With Narrow Frame	Glass Electric Strike
Product Image						
Lock Size	165x32x33(mm)		250x32x33(mm)	250x25x32(mm)	110x25x32(mm)	160x25x31(mm)
Holding Strength	500KG					
Lock structure	Stainless Steel					
Input Voltage	DC12V±10%					
Working Current	200mA	200mA	200mA	200mA	200mA	200mA
Suitable Temperature	-10℃~+55℃ (14-131F)					
Door Type Applicable	Wooden Door, Metal Door, PVC Door					
Signal Output	No	Yes	No	Yes	Yes	No
Security Type	Lock When Power off( Standard), Unlock When Power off(Customizable)					
Weight	0.4KG	0.4KG	0.42KG	0.4KG	0.28KG	0.4KG

\* Weight and Size are Only Approximation and May be Modified Without Prior Notification.



**Note: Please carefully read User Manual before usage**  
 For detailed specification and functions, please refer to User Manual; in case of inconsistency, the content in User Manual should be kept.  
 All data and info in the catalog are carefully checked, any mistake resulted from printing and translation can be disregarded.  
 CONTRONIX reserves the authority of explanation for its products.





HSBCO www.hsbc.co.ir

# Electromagnetic Lock Series

**CR-180A/B**  
**CR-180AS/BS**  
**CR-180EA/ES**



**Professional Design & Super Suction**  
**Superior Quality and Reliable Performance**

## ※ Product Overview

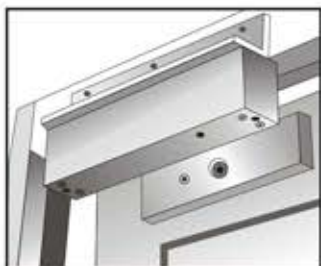
The design of magnetic locks (Electromagnetic lock) is the same as the electromagnet. By using the principle of electromagnetic, when current passes through the silicon steel sheet, magnetic locks will produce powerful suction, thereby helps to tightly absorb iron plate. Even small current will produce huge magnetic, which can effectively control the door.

Vians magnetic locks adopt international leading production equipment and packaging technology, which not only makes our locks' antioxidant capacity of the surface reach the international leading level, but also helps to increase the holding force (higher 20% than other manufacturers). Now our locks have been sold to more than 60 countries and regions around the world, they are widely used in the important places such as airports, subways, banks, prisons, intelligent buildings, intelligent community and so on, and become convenient, fast and intelligent tool for global users, gain good reputation from the customers.

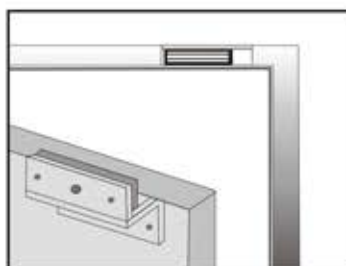
## ※ Advantage of the products

- ◆ Collinear Load Test 180kg(350Lbs).
- ◆ Dual Voltage 12 or 24 VDC(optional).
- ◆ Built-in reverse current protection device (MOV).
- ◆ Anti residual magnetism design, anti-wear manufacturing materials.
- ◆ Shell is made of high-strength aluminum alloy, Anodized.
- ◆ Increase the holding Force, Dual Insulative Hosing.
- ◆ MA certified products of China / CE certification of EU.
- ◆ Complete electromagnetic suction working no mechanical failure.

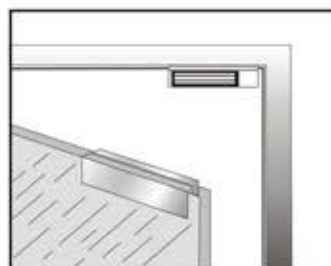
## ※ Installation drawing



L bracket



ZL bracket



U bracket



Effect of Installation groove for Armature plate

## ※ Product Parameters

Model	CR-180A	CR-180AS	CR-180B	CR-180BS	CR-180EA	CR-180ES
Product Type	Single Door Magnetic Lock		Double door Magnetic Lock		Single Door Magnetic Lock With Mortise Mount	
Product Image						
Lock Size	170L*42W*21H(mm)		340L*42W*21H(mm)		190L*31.5W*22.2H(mm)	
Armature Plate Dimension	130L*33W*9H(mm)					
Holding Force	180kg(350Lbs)		180kg(350Lbs)*2		180kg(350Lbs)	
Signal output	No	Yes	No	Yes	No	Yes
Input Voltage	DC12V or DC24V					
Working Current	12V/300mA 24V/150mA		12V/300mA*2 24V/150mA*2		12V/300mA 24V/150mA	
Door Type Applicable	Wooden door , Glass door ,Metal door , Fireproof door					
Time Delay	No	No	No	No	No	No
Security Type	Power off to open					
Weight	1.2kg	1.2kg	2.4kg	2.4kg	1.2kg	1.2kg

## ※ Product mounting bracket

### L Mounting Bracket

When the door width is less than 42mm, the width is not enough for Armature Plate of the magnetic locks installed, it needs to add the additional L type bracket.



### ZL Mounting Bracket

For in-swing door, install the lock body inside and then need to install the ZL bracket at the same time.



### U Mounting Bracket

Magnetic locks installed in glass doors require extra U bracket (for 10-15mm glass door thick).



### Armature Plate Installed the Bracket

If the door is thick, it is necessary to use the bracket installed in Armature Plate.



\* Weight and Size are Only Approximation and May be Modified Without Prior Notification.

**Note: Please carefully read User Manual before usage**

For detailed specification and functions, please refer to User Manual; in case of inconsistency, the content in User Manual should be kept.

All data and info in the catalog are carefully checked, any mistake resulted from printing and translation can be disregarded. CONTRONIX reserves the authority of explanation for its products.





HSBCO www.hsbc.co.ir

# Electromagnetic Lock Series

**CR-280A/B**  
**CR-280AS/BS**  
**CR-280EA/ES**



**Professional Design & Super Suction**  
**Superior Quality and Reliable Performance**

## ※ Product Overview

The design of magnetic locks (Electromagnetic lock) is the same as the electromagnet. By using the principle of electromagnetic, when current passes through the silicon steel sheet, magnetic locks will produce powerful suction, thereby helps to tightly absorb iron plate. Even small current will produce huge magnetic, which can effectively control the door.

Vians magnetic locks adopt international leading production equipment and packaging technology, which not only makes our locks' antioxidant capacity of the surface reach the international leading level, but also helps to increase the holding force (higher 20% than other manufacturers). Now our locks have been sold to more than 60 countries and regions around the world, they are widely used in the important places such as airports, subways, banks, prisons, intelligent buildings, intelligent community and so on, and become convenient, fast and intelligent tool for global users, gain good reputation from the customers.

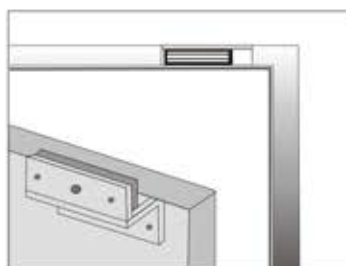
## ※ Advantage of the products

- ◆ Collinear Load Test 280KG(600Lbs).
- ◆ Dual Voltage 12 or 24 VDC(optional).
- ◆ Built-in reverse current protection device (MOV).
- ◆ Anti residual magnetism design, anti-wear manufacturing materials.
- ◆ Shell is made of high-strength aluminum alloy, Anodized.
- ◆ Increase the holding Force, Dual Insulative Hosing.
- ◆ MA certified products of China / CE certification of EU.
- ◆ Complete electromagnetic suction working no mechanical failure.

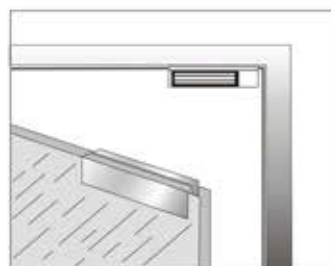
## ※ Installation drawing



L bracket



ZL bracket



U bracket



Effect of Installation groove for Armature plate

## ※ Product Parameters

Model	CR-280A	CR-280AS	CR-280B	CR-280BS	CR-280EA	CR-280ES
Product Type	Single Door Magnetic Lock		Double door Magnetic Lock		Single Door Magnetic Lock With Mortise Mount	
Product Image						
Lock Size	250L*47W*26H(mm)		500L*47W*26H(mm)		229L*38W*27H(mm)	
Armature Plate Dimension	180L*38W*11H(mm)					
Holding Force	280kg(600Lbs)		280kg(600Lbs)*2		280kg(600Lbs)	
Signal output	No	Yes	No	Yes	No	Yes
Input Voltage	DC12V or DC24V					
Working Current	12V/480mA 24V/240mA		12V/480mA*2 24V/240mA*2		12V/480mA 24V/240mA	
Door Type Applicable	Wooden door , Glass door , Metal door , Fireproof door					
Time Delay	No	No	No	No	No	No
Security Type	Power off to open					
Weight	2kg	2kg	4kg	4kg	2kg	2kg

## ※ Product mounting bracket

### L Mounting Bracket

When the door width is less than 42mm, the width is not enough for Armature Plate of the magnetic locks installed, it needs to add the additional L type bracket.



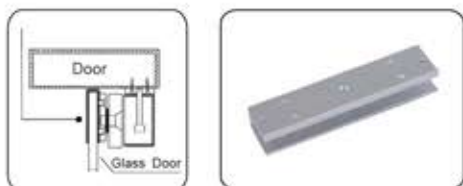
### ZL Mounting Bracket

For in-swing door, install the lock body inside and then need to install the ZL bracket at the same time.



### U Mounting Bracket

Magnetic locks installed in glass doors require extra U bracket (for 10-15mm glass door thick).



### Armature Plate Installed the Bracket

If the door is thick, it is necessary to use the bracket installed in Armature Plate.



\* Weight and Size are Only Approximation and May be Modified Without Prior Notification.



**Note: Please carefully read User Manual before usage**

For detailed specification and functions, please refer to User Manual; in case of inconsistency, the content in User Manual should be kept.

All data and info in the catalog are carefully checked, any mistake resulted from printing and translation can be disregarded. CONTRONIX reserves the authority of explanation for its products.





HSBCO www.hsbc.co.ir

# Electromagnetic Lock Series

**CR-380A/B**  
**CR-380AS/BS**  
**CR-380EA/ES**



**Professional Design & Super Suction**  
**Superior Quality and Reliable Performance**

## ※ Product Overview

The design of magnetic locks(Electromagnetic lock) is the same as the electromagnet. By using the principle of electromagnetic, when current passes through the silicon steel sheet, magnetic locks will produce powerful suction, thereby helps to tightly absorb iron plate. Even small current will produce huge magnetic, which can effectively control the door.

Vians magnetic locks adopt international leading production equipment and packaging technology, which not only makes our locks' antioxidant capacity of the surface reach the international leading level, but also helps to increase the holding force (higher 20% than other manufacturers). Now our locks have been sold to more than 60 countries and regions around the world, they are widely used in the important places such as airports, subways, banks, prisons, intelligent buildings, intelligent community and so on, and become convenient, fast and intelligent tool for global users, gain good reputation from the customers.

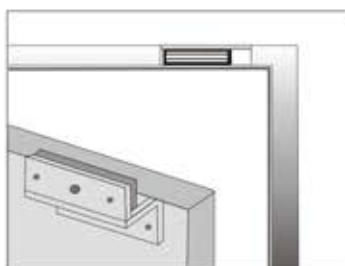
## ※ Advantage of the products

- ◆ Collinear Load Test 380KG(800Lbs).
- ◆ Dual Voltage 12 or 24 VDC(optional).
- ◆ Built-in reverse current protection device (MOV).
- ◆ Anti residual magnetism design, anti-wear manufacturing materials.
- ◆ Shell is made of high-strength aluminum alloy, Anodized.
- ◆ Increase the holding Force, Dual Insulative Hosing.
- ◆ MA certified products of China / CE certification of EU.
- ◆ Complete electromagnetic suction working no mechanical failure.

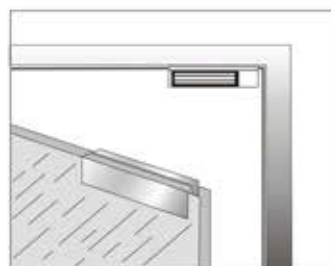
## ※ Installation drawing



L bracket



ZL bracket



U bracket



Effect of Installation groove for Armature plate

## ※ Product Parameters

Model	CR-380A	CR-380AS	CR-380B	CR-380BS	CR-380EA	CR-380ES
Product Type	Single Door Magnetic Lock		Double door Magnetic Lock		Single Door Magnetic Lock With Mortise Mount	
Product Image						
Lock Size	285L*55W*29H(mm)		570L*55W*29H(mm)		273L*44W*27H(mm)	
Armature Plate Dimension	190L*45W*11H(mm)					
Holding Force	380kg(800Lbs)		380kg(800Lbs)*2		380kg(600Lbs)	
Signal output	No	Yes	No	Yes	No	Yes
Input Voltage	DC12V or DC24V					
Working Current	12V/500mA 24V/250mA		12V/500mA*2 24V/250mA*2		12V/500mA 24V/250mA	
Door Type Applicable	Wooden door , Glass door , Metal door , Fireproof door					
Time Delay	No	No	No	No	No	No
Security Type	Power off to open					
Weight	2.5kg	2.5kg	5kg	5kg	2.5kg	2.5kg

## ※ Product mounting bracket

### L Mounting Bracket

When the door width is less than 42mm, the width is not enough for Armature Plate of the magnetic locks installed, it needs to add the additional L type bracket.



### ZL Mounting Bracket

For in-swing door, install the lock body inside and then need to install the ZL bracket at the same time.



### U Mounting Bracket

Magnetic locks installed in glass doors require extra U bracket (for 10-15mm glass door thick).



### Armature Plate Installed the Bracket

If the door is thick, it is necessary to use the bracket installed in Armature Plate.



\* Weight and Size are Only Approximation and May be Modified Without Prior Notification.



**Note: Please carefully read User Manual before usage**

For detailed specification and functions, please refer to User Manual; in case of inconsistency, the content in User Manual should be kept.

All data and info in the catalog are carefully checked, any mistake resulted from printing and translation can be disregarded. CONTRONIX reserves the authority of explanation for its products.





HSBCO www.hsbc.com.cn

CR-500A/B

CR-500AS/BS

## Electromagnetic Lock Series



**Professional Design & Super Suction**  
**Superior Quality and Reliable Performance**

### ※ Product Overview

The design of magnetic locks(Electromagnetic lock) is the same as the electromagnet. By using the principle of electromagnetic, when current passes through the silicon steel sheet, magnetic locks will produce powerful suction, thereby helps to tightly absorb iron plate. Even small current will produce huge magnetic, which can effectively control the door.

Vians magnetic locks adopt international leading production equipment and packaging technology, which not only makes our locks' antioxidant capacity of the surface reach the international leading level, but also helps to increase the holding force (higher 20% than other manufacturers). Now our locks have been sold to more than 60 countries and regions around the world, they are widely used in the important places such as airports, subways, banks, prisons, intelligent buildings, intelligent community and so on, and become convenient, fast and intelligent tool for global users, gain good reputation from the customers.

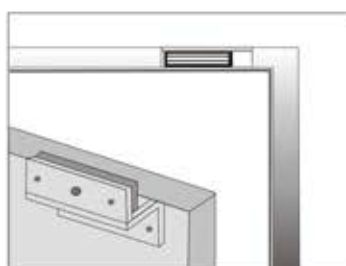
### ※ Advantage of the products

- ◆ Collinear Load Test 500KG(1200Lbs).
- ◆ Dual Voltage 12 or 24 VDC(optional).
- ◆ Built-in reverse current protection device (MOV).
- ◆ Anti residual magnetism design, anti-wear manufacturing materials.
- ◆ Shell is made of high-strength aluminum alloy, Anodized.
- ◆ Increase the holding Force, Dual Insulative Hosing.
- ◆ MA certified products of China / CE certification of EU.
- ◆ Complete electromagnetic suction working no mechanical failure.


### ※ Installation drawing



L bracket



ZL bracket



U bracket



Effect of Installation groove for Armature plate

## ※ Product Parameters

Model	CR-500A	CR-500AS	CR-500B	CR-500BS
Product Type	Single Door Magnetic Lock		Double door Magnetic Lock	
Product Image				
Lock Size	265L*71W*40H(mm)		530L*71W*40H(mm)	
Armature Plate Dimension	185L*60W*13H(mm)			
Holding Force	500kg(1200Lbs)		500kg(1200Lbs)*2	
Signal output	No	Yes	No	Yes
Input Voltage	DC12V or DC24V			
Working Current	12V/600mA 24V/300mA		12V/600mA*2 24V/300mA*2	
Door Type Applicable	Wooden door , Glass door ,Metal door , Fireproof door			
Time Delay	No	No	Yes	Yes
Security Type	Power off to open			
Weight	4.5kg	4.5kg	9kg	9kg

## ※ Product mounting bracket

### L Mounting Bracket

When the door width is less than 42mm, the width is not enough for Armature Plate of the magnetic locks installed, it needs to add the additional L type bracket.



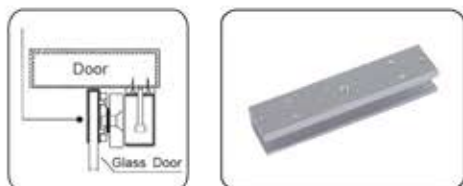
### ZL Mounting Bracket

For in-swing door, install the lock body inside and then need to install the ZL bracket at the same time.



### U Mounting Bracket

Magnetic locks installed in glass doors require extra U bracket (for 10-15mm glass door thick).



### Armature Plate Installed the Bracket

If the door is thick, it is necessary to use the bracket installed in Armature Plate.



\* Weight and Size are Only Approximation and May be Modified Without Prior Notification.



**Note: Please carefully read User Manual before usage**

For detailed specification and functions, please refer to User Manual; in case of inconsistency, the content in User Manual should be kept.

All data and info in the catalog are carefully checked, any mistake resulted from printing and translation can be disregarded. CONTRONIX reserves the authority of explanation for its products.