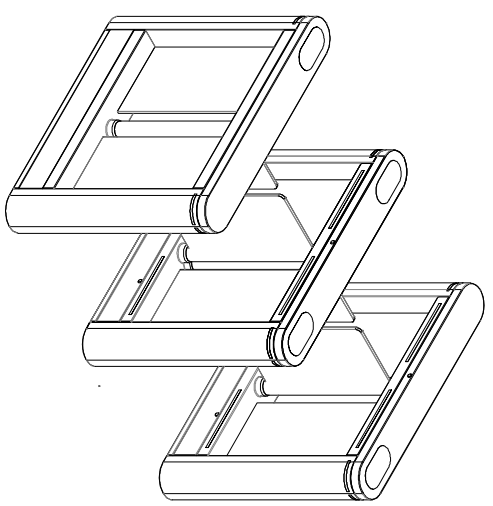
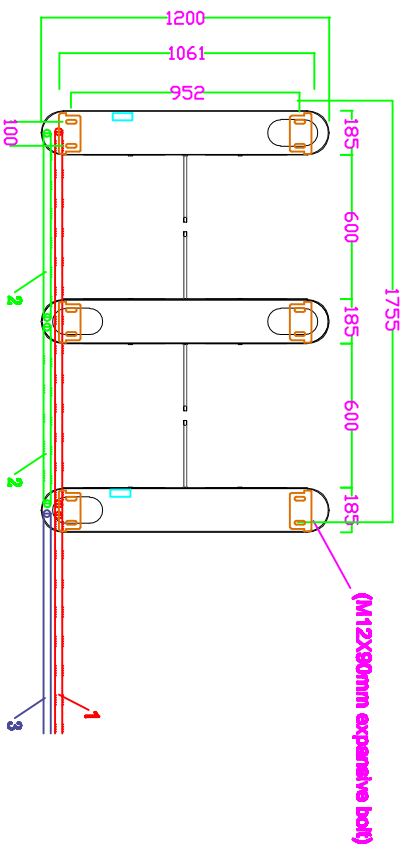
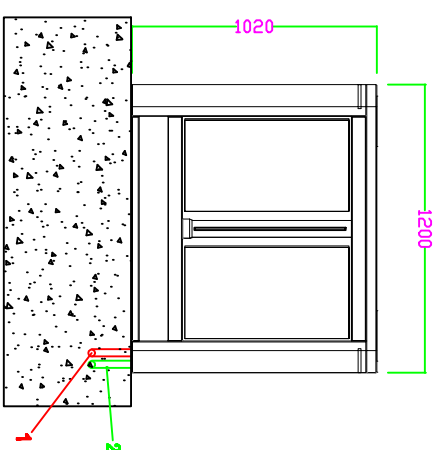
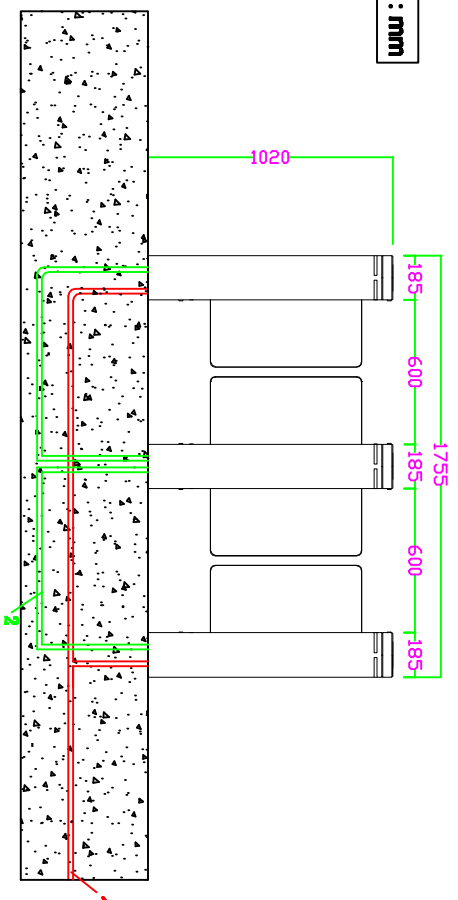





Unit : mm



Installation Manual :

- 1  The Ø25mm PVC tube for AC 220V or AC 110V Power wire (3 X Ø2.0mm).
- 2  The tube for connecting two equipments in the same passage wire (16 X Ø0.5mm).
- 3  The tube for RS485 wire (2 X Ø0.5mm) , TCP/IP wire (8 core) , Manually opening the tunnel wire (4 X Ø0.3mm) . The signal wire length should be less than 100m .
- 4  It is PCB board part .
- 5  Fixing the equipment with M12 X 90mm expansive bolt .